

How to Help Your Child Revise



Advice for Parents: Supporting Your Child During Revision

"Parental Involvement: The Key to Student Success"

Research highlights the importance of parental involvement in shaping student success.

Studies show that students whose parents are actively engaged in their education tend to have better attendance, behaviour, grades and social skills.

There are three key parental behaviors that most predict academic achievement, regardless of family income or social standing:

- 1. Creating a home environment that supports learning.**
- 2. Communicating high, yet realistic, expectations for achievement.**
- 3. Staying involved in the child's education at school.**

When parents are involved, not only do students benefit, but their overall performance and motivation improves. The stronger the school-home partnership, the higher the academic outcomes.

Advice for Parents: Supporting Your Child During Revision

1. Creating a home environment that supports learning

- **Turn off distractions:** Encourage your child to turn off their phone, television
- **Take regular breaks:** Remind your child to give themselves regular breaks
- **Break up revision:** suggest they break their revision into smaller chunks.
- **Start with something small:** Suggest they begin with an easier task.
- **Offer supervision and support:** Agree a revision timetable and help them stick to it.
- **Provide regular check-ins:** keep them on track.
- **Provide healthy snacks and drinks:** Healthy snacks and drinks can keep energy levels up

- ❑ Offer assistance with revision, and also let them know you're there to support them in whatever way they need.

Advice for Parents: Supporting Your Child During Revision

2. Creating high, yet realistic expectations for achievement

- **Help them connect with their goals:** Encourage your child to think about why they want to do well in exams, whether it's for sixth form, college, or their dream job.
- **Start early:** Remind your child to begin revising early to reduce stress later on.
- **Promote positivity:** Revision can be tough, but stay positive and focus on long-term rewards
- **Avoid comparisons:** Encourage your child to focus on their own progress, not on others.
- **Create a supportive environment:** Offer a quiet study space and check in regularly to provide support without adding pressure.

❑ With your encouragement, your child will feel more motivated and confident heading into exams.

Advice for Parents: Supporting Your Child During Revision

3. Staying involved in the child's education at school.

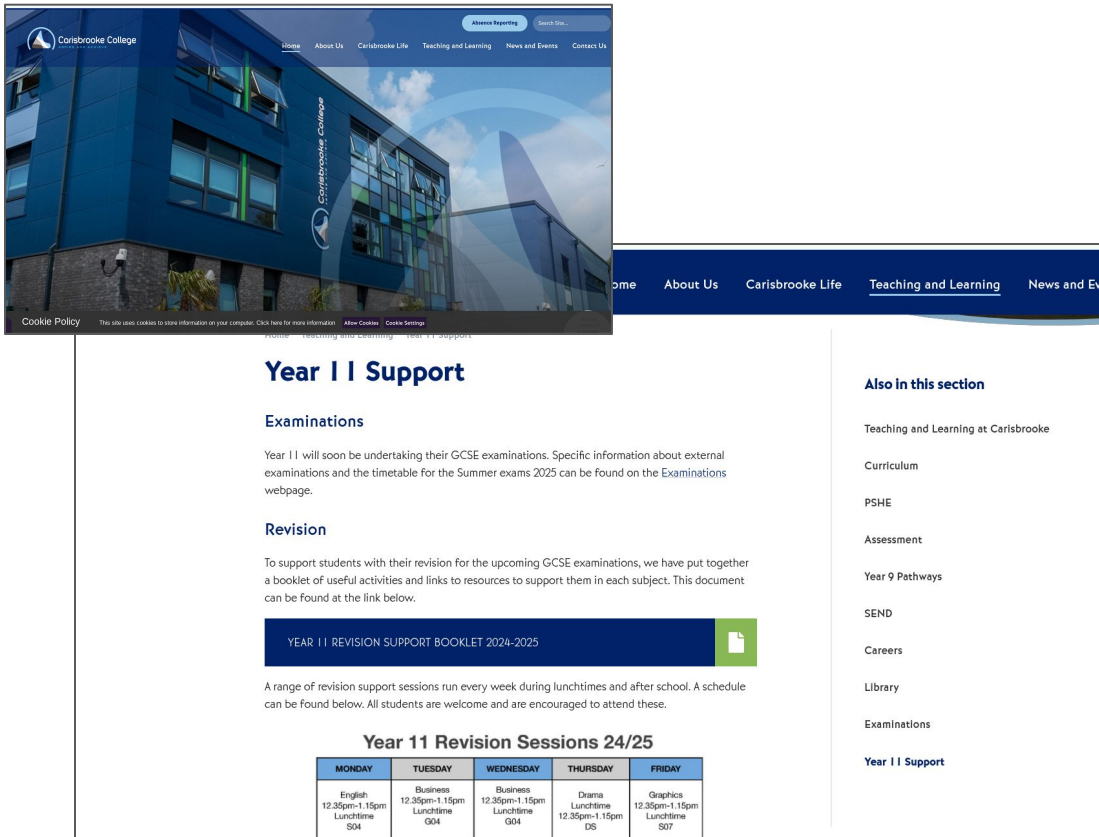


- **Emails:** Sending important updates, reminders, and information.
- **Phone calls:** Direct conversations for urgent or personal matters.
- **Text messages:** Quick reminders or notifications.
- **Letters:** Formal communications such as reports
- **Parent meetings:** Face-to-face or virtual meetings to discuss progress or concerns.
- **Online platforms:** Using school websites or apps to share resources, schedules, and updates.
- **Newsletters:** Regular updates on school events, achievements, and news.

☐ We work best when we work together. We communicate in a range of ways.

Year 11 support and revision booklet

How can I help?



The screenshot shows the Carisbrooke College website. The header includes the college logo, navigation links (Home, About Us, Carisbrooke Life, Teaching and Learning, News and Events, Contact Us), and a search bar. The main content area is titled "Year 11 Support" and includes sections for "Examinations" and "Revision". A blue button labeled "YEAR 11 REVISION SUPPORT BOOKLET 2024-2025" is visible. Below this, a paragraph states that revision support sessions are held weekly during lunchtimes and after school. A table titled "Year 11 Revision Sessions 24/25" lists the sessions for Monday through Friday.

Year 11 Support

Examinations

Year 11 will soon be undertaking their GCSE examinations. Specific information about external examinations and the timetable for the Summer exams 2025 can be found on the Examinations webpage.

Revision

To support students with their revision for the upcoming GCSE examinations, we have put together a booklet of useful activities and links to resources to support them in each subject. This document can be found at the link below.

[YEAR 11 REVISION SUPPORT BOOKLET 2024-2025](#)

A range of revision support sessions run every week during lunchtimes and after school. A schedule can be found below. All students are welcome and are encouraged to attend these.

Year 11 Revision Sessions 24/25

MONDAY	TUESDAY	WEDNESDAY	THURSDAY	FRIDAY
English 12.35pm-1.15pm Lunchtime S04	Business 12.35pm-1.15pm Lunchtime G04	Business 12.35pm-1.15pm Lunchtime G04	Drama Lunchtime 12.35pm-1.15pm D5	Graphics 12.35pm-1.15pm Lunchtime S07

Also in this section

- Teaching and Learning at Carisbrooke
- Curriculum
- PSHE
- Assessment
- Year 9 Pathways
- SEND
- Careers
- Library
- Examinations
- Year 11 Support

You can access Carisbrooke revision booklet with links for all subject areas

This booklet provides advice and information and also provides links to websites and learning platforms selected by the Heads of Curriculum areas.

You can find the link it under the Teaching and Learning menu heading on the website - Year 11 Support.

<https://www.carisbrooke.iow.sch.uk/year11-support>

Advice for Parents: Revision Timetables

How can I help?

Revision Timetable You can fill in your timetable online if you prefer (see p48) 69

Month: _____ Weeks to go: _____

Time: _____

Date: _____

Monday

Tuesday


Wednesday

Thursday

Friday

Saturday

Sunday



1. **Look at/ create Revision Timetable Together:** break revision into manageable blocks of time, focusing on different subjects or topics each day.
2. **Incorporate Breaks:** include regular breaks
3. **Set Realistic Goals:** Help your child set achievable daily and weekly goals.
4. **Use Topic Planners:** Encourage your child to use topic planners for each subject.
5. **Regular Check-ins:** Regularly check in on your child's progress.

❑ By helping your child with organisation and planning, you enable them to manage their time better, stay on track, and feel more in control during their revision process

Advice for Parents: Topic Planners

[illegible]


How can I help?

1. **Help Create a Clear Plan:** Sit down with your child and help them break their revision into manageable chunks.
2. **Set Targets and Celebrate Small Wins:** As your child works through their plan, celebrate the small successes.
3. **Remind Them of the Big Picture:** Reassure your child that planning is not just about following a schedule, but also about feeling confident and prepared.
4. **Provide Encouragement and Reassurance:** Throughout the revision period, check in with your child to see how they're feeling. Offer encouragement.

- By supporting your child in making a plan, you help them feel more confident and in control, which can make a huge difference in their ability to focus and succeed in their revision.

Advice for Parents: walk through exam papers

How can I help?



The image shows a sample GCSE Design and Technology Unit 1 Written Paper. It includes a header with the title 'GCSE DESIGN AND TECHNOLOGY Unit 1 Written Paper'. Below this, there is a section for 'Please write clearly in block capitals.' with fields for 'Centre number', 'Candidate number', 'Surname', 'Forename(s)', and 'Candidate signature'. The 'Materials' section lists required items: normal writing and drawing instruments, a calculator, and a protractor. The 'Instructions' section provides detailed guidelines for answering questions, including using black ink, filling in boxes, and writing within provided spaces. The 'Information' section at the bottom states that all dimensions are in millimetres, marks for questions are shown in brackets, the maximum mark for this paper is 100, and there are 20 marks for Section A, 30 marks for Section B, and 50 marks for Section C. A table for 'For Examiner's Use' is also present, with columns for 'Section' and 'Mark', and rows for 'A', 'B', 'C', and 'TOTAL'.

Please write clearly in block capitals.

Centre number Candidate number

Surname

Forename(s)

Candidate signature

**GCSE
DESIGN AND TECHNOLOGY**
Unit 1 Written Paper

Materials

For this paper you must have:

- normal writing and drawing instruments
- a calculator
- a protractor

Instructions

- Use black ink or black ball-point pen. Use pencils only for drawing.
- Fill in the boxes at the top of this page.
- Answer all questions.
- You must answer the questions in the spaces provided. Do not write outside the box around each page or on blank pages.
- If you need extra space for your answer(s), use the lined pages at the end of this book. Write the question number against your answer(s).
- Do all rough work in this book. Cross through any work you do not want to be marked.

Information

- All dimensions are in millimetres.
- The marks for questions are shown in brackets.
- The maximum mark for this paper is 100.
- There are 20 marks for Section A, 30 marks for Section B and 50 marks for Section C.

For Examiner's Use	
Section	Mark
A	
B	
C	
TOTAL	


- **Help Identify Key Topics:** Encourage your child to check with subject teachers to find out which topics will be tested. This will allow them to focus their revision on the most relevant areas.
- **Understand Exam Format:** Assist your child in finding out how many papers they need to sit for each subject and the time allocated for each paper.
- **Use Past Papers:** Encourage your child to look at past papers to understand the types of questions that may come up. Reviewing these can help them feel more prepared and confident.



By helping your child check the topics for different subjects they will be able to better organize information, and revise efficiently and retain focused on the most important material.

Advice for Parents: promote healthy lifestyle

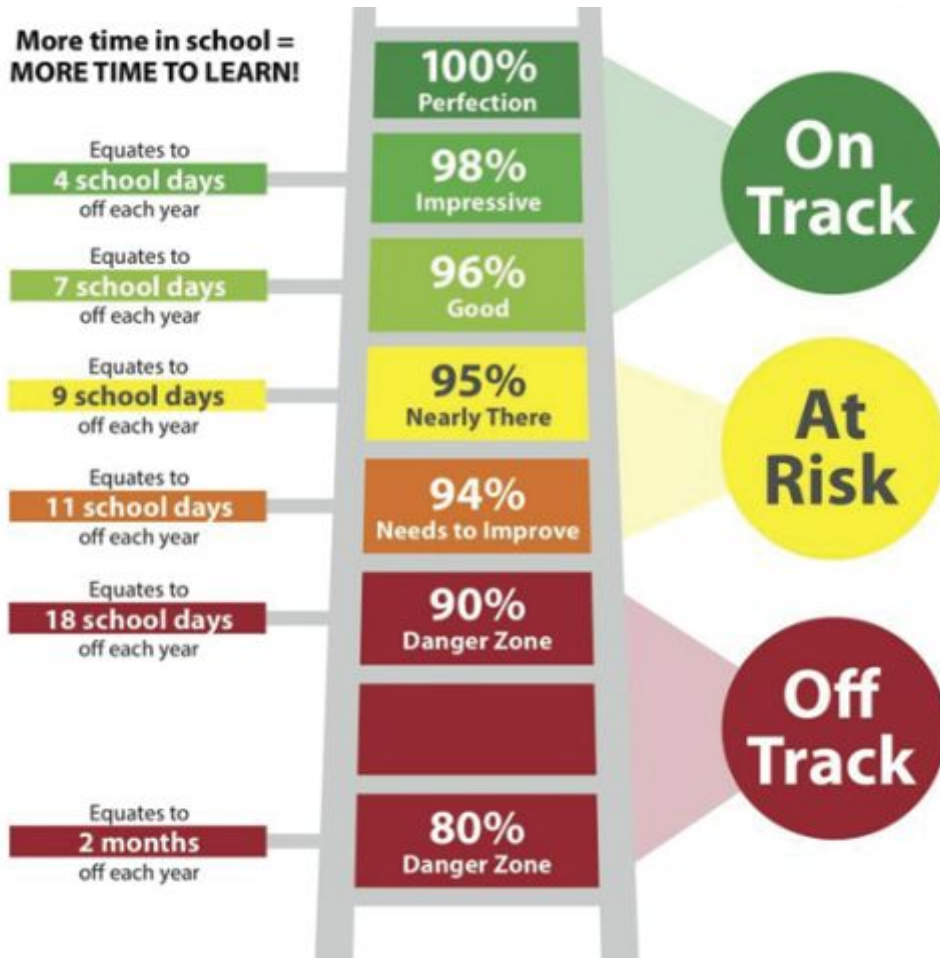
How can I help?



- **Encourage Breaks from Screens:** Remind your child to take breaks from their study area and avoid screen time during those breaks. This will help prevent eye strain and improve their focus when they return to studying.
- **Promote Healthy Eating Habits:** Suggest they eat meals away from their study space and screens to create a clear boundary between work and relaxation.
- **Encourage Outdoor Time:** Set a timer each day to remind your child to step outside and get some fresh air. This can help refresh their mind and body, reducing stress

❑ By supporting your child in taking these breaks, you'll help them avoid burnout and stay healthy, both physically and mentally, during their revision

Attendance is also key to success


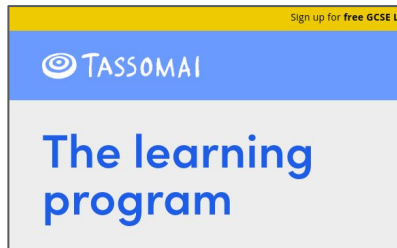
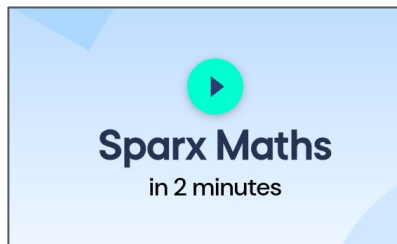
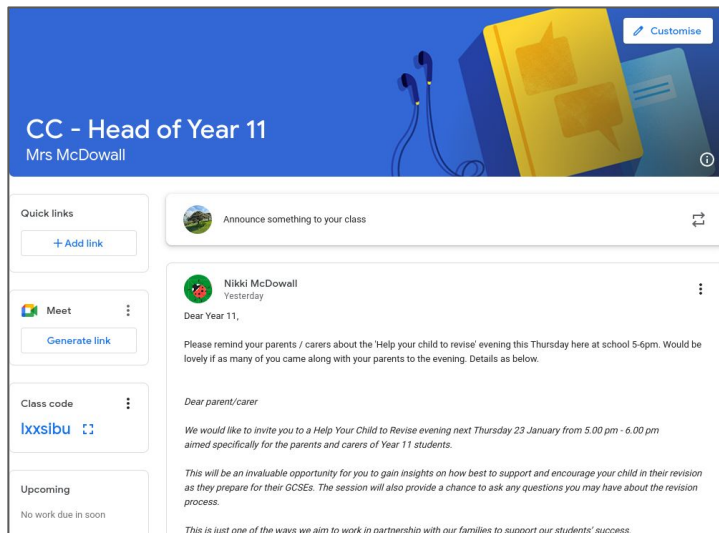


How can I help?

- every day a child is absent from school over 5 hours of learning is lost
- Please insist your child comes to school every day
- If they make excuses, listen, but don't indulge

How do teachers support students with their revision?

- Google Classroom- for Head of Year announcements
- Google Classroom for setting homeworks related to revision and coursework.
- Students can also use a range of programs independently to support their own revision plans



In School Revision Sessions

Monday		Tuesday			Wednesday			Thursday			Friday		
tutor	lunch	tutor	lunch	after school	tutor	lunch	after school	tutor	lunch	after school	tutor	lunch	after school
English CJO SO2	English CJO SO2	Higher Science EJA F08	Art NWE S09	English DCO SO4	Higher Maths PSC F04	Art NWE S09	English JRI SO1	F Maths PSC F04	Art NWE S09	English JRI SO2	English CJO SO2	DT AFL G03	Drama DLY Drama Studio
Foundation Science EJA FO8	Art NWE S09		DT AFL G01	English JRI S01	History ERA S07	Music BPE S11	Business GMA G04		DT AFL G03	Maths JGL, PSC, HAV, F02, F05		Graphics SHO S10	Graphics SHO S10
	DT AFL G01		Business GMA G04	Combined Science VBR,MGO,SR O		French JBE G04	Combined Science VBR,MGO,SR O			French JBE G04			Music BPE S11
	Graphics SHO S10			History ERA S08		Business GMA G04	Drama DLY Drama Studio			DT AFL G03			
	Sports BTEC KPH S10			DT AFL G03			Art NWE S09			HSC and CD KMA S10			
				Food TTU G03			Food TTU G03			Music BPE S11			
				F Maths JHA F05			Geography TWE G06						
							G05 JBR Mandarin						

Know what you'll be tested on

check the topics for your different subjects

Subject teachers will tell you what you will be tested on-
check which topics you'll have to answer questions about
before you start revising

find out how many papers you have to sit for each
subject and how long you have for each paper and what
percentage of your overall grade each paper is worth

make sure you look at past papers too- they show you
the types of questions that will come up

Please write clearly in block capitals.

Centre number

Surname

Forename(s)

Candidate signature

**GCSE
DESIGN AND TECH**
Unit 1 Written Paper

Materials

For this paper you must have:

- normal writing and drawing instruments
- a calculator
- a protractor.

Instructions

Use black ink or black ball-point pen. Use pencil to fill in the boxes at the top of this page.

Answer all questions.

You must answer the questions in the spaces (or write outside the box around each page or on 1 if you need extra space for your answer(s), use book. Write the question number against your answer. Do all rough work in this book. Cross through it.

Information

All dimensions are in millimetres.

The marks for questions are shown in brackets.

The maximum mark for this paper is 100.

There are 20 marks for Section A, 30 marks for Section B and 50 marks for Section C.

Figure 2



Suggest a suitable input and output component for the street lamp. [2 marks]

Input: _____

Output: _____

38.1 State two properties of plywood. [2 marks]

1. _____

38 Describe what is meant by each of the following types of production. Give an example of each in your answer.

38.1 Mass production [3 marks]

Know what you'll be tested on


Find out what you'll get marks for.

It is important to know exactly what to aim for to earn all of the important marks

Here are a few ways to ensure you get high marks

for maths questions, make sure you know when your working out is worth marks

check your writing- some humanities exams gives marks for SPAG



for science and maths, make sure you check your answers are realistic and in the correct units

Always use specific vocabulary and give examples where possible in all subjects

Command words

you'll need to know what the different questions are asking you to do- that's where command words come in

Read the exam question carefully:

1. command words tell you what to do- underline them

6

0 1

Which type of renewable energy is sourced from plants? [1 mark]

☐ **A Biomass**

☐ **B Solar**

☐ **C Tidal**

☐ **D Wind**

2. circle key words

3. use the number of marks available as a guide for how long to spend answering the question

Command words- your go!

How to read the exam question carefully

1. Identify command words

23

Give **ONE** advantage and **ONE** disadvantage of using composite materials for packaging. [2 marks]

Advantage _____

Disadvantage _____

2. circle key terms/phrases

3. Use the number of marks available as a guide for how long to spend on a question

Longer answer questions

- for lots of subjects, you will have to write longer answers.
- take some time to plan your answers
- planning helps you to get your ideas in order, so you don't run out of things to say once you've started writing

for each long answer question:

- read the question carefully
- read relevant text or sources that you need to
- check what command words and key terms the question uses

Next make a quick plan

- Jot down your main ideas
- Write key words about each idea that you will include
- outline the structure of your answer

You should aim to:

- start with a short Introduction
- use paragraphs to organise your points
- don't forget to link your paragraphs using such phrases as on the other hand and in addition
- use specific examples and precise quotes
- and with a brief summary that clearly reminds the reader of your main arguments

remember that your writing for an Examiner.

Before the exam

The evening before

Spend the night before the exam making sure you're prepared
eat a balanced meal

- get anything you are taking into the exam ready to go
- do something relaxing like some gentle exercise
- Read over some notes but don't cram all night
- Get a good night's sleep

On the day

wake up at a sensible time and eat a healthy breakfast

- if you have time look over your notes
- arrive at your exam in plenty of time
- try to stay calm and not let others worries affect you

You have waited a long
time for this day...



During the exam

While are you waiting for the exam to start:

- Order your pens and stationery in front of you
- place your water bottle on your desk
- take some deep breaths to calm yourself
- listen to the instructions given by the invigilators

Today is your opportunity to show what you know

During the exam

- read the instructions and each question carefully
- if you're not sure of an answer making educated guess
- keep an eye on the time so that you stay on track
- don't guess distracted, focus on you



After each exam

- Whether it's the first exam or the 10th and whether you think it went well or not congratulate yourself on getting a step closer to the end
- Remember - worrying won't change anything
- you might find it stressful to talk to friends about the exam it's okay if you don't want to
- exams are tiring so try to relax after the exam or do something else that is fun
- if you have another exam on the same day or then next day you may want to have a quick look over some notes but be sure to take a break

Be proud that you have ticked off another exam on your list



The summer exam season starts soon!

SUMMER 2025 EXAMS

PRACTICALS

24th February to 3rd March	TBC	AQA	Food Practicals (8585)
22nd to 25th April	TBC	AQA	Mandarin Speaking Test (8673)
22nd to 25th April	TBC	AQA	French Speaking Test (8658)
28th to 29th April	TBC	AQA	Graphics Exam (8203)
28th April to 1st May	TBC	AQA	Fine Art Exam (8202)

WRITTEN EXAMS			
Thu, 08 May 2025	AM	AQA	Drama (8261)
Thu, 08 May 2025	AM	Pearson	Sport (BTEC)
Fri, 09 May 2025	PM	Pearson	Business: Investigating Small Bus. (1850 01)
Mon, 12 May 2025	AM	AQA	English Literature Paper 1 (8702/1)
Mon, 12 May 2025	PM	AQA	Chinese Listening Test Tier F (8673/LF)
Mon, 12 May 2025	PM	AQA	Chinese Listening Test Tier H (8673/LH)
Mon, 12 May 2025	PM	AQA	Chinese Reading Test Tier F (8673/RF)
Mon, 12 May 2025	PM	AQA	Chinese Reading Test Tier H (8673/RH)
Mon, 12 May 2025	PM	OCR	Computer Science: Computer Systems Wrtn (J277/01)
Tue, 13 May 2025	PM	AQA	Biology Paper 1 Tier F (8461/1F)
Tue, 13 May 2025	PM	AQA	Combined Sci Trilogy Biology P1f (8464/B/1F)
Tue, 13 May 2025	PM	AQA	Combined Sci Trilogy Biology P1h (8464/B/1H)
Wed, 14 May 2025	AM	Pearson	Geography: Global Geog. Issues (1GB0 01)
Thu, 15 May 2025	AM	Pearson	Maths Paper 1 (1MA1/1)
Fri, 16 May 2025	AM	AQA	History Paper 1a Option D (8145/1A/D)
Fri, 16 May 2025	AM	AQA	History Paper 1b Option D (8145/1B/D)
Fri, 16 May 2025	PM	Pearson	Business: Building A Business (1850 02)
Mon, 19 May 2025	AM	AQA	Combined Sci Trilogy Chemistry P1f (8464/C/1F)
Mon, 19 May 2025	AM	AQA	Combined Sci Trilogy Chemistry P1h (8464/C/1H)
Mon, 19 May 2025	PM	AQA	Chinese Writing Test Tier F (8673/WF)
Mon, 19 May 2025	PM	AQA	Chinese Writing Test Tier H (8673/WH)
Tue, 20 May 2025	AM	AQA	English Literature Paper 2 (8702/2)
Tue, 20 May 2025	PM	OCR	Computer Science: Comp Think Algrthm Prgrm Wtn (J277/02)
Wed, 21 May 2025	AM	AQA	French Listening Test Tier F (8658/LF)
Wed, 21 May 2025	AM	AQA	French Reading Test Tier F (8658/RF)
Thu, 22 May 2025	AM	AQA	Combined Sci Trilogy Physics P1f (8464/P/1F)
Thu, 22 May 2025	AM	AQA	Combined Sci Trilogy Physics P1h (8464/P/1H)
Fri, 23 May 2025	AM	AQA	English Language Paper 1 (8700/1)
HALF TERM			
Mon, 02 Jun 2025			NO EXAMS
Tue, 03 Jun 2025			NO EXAMS
Wed, 04 Jun 2025	AM	Pearson	Maths Paper 2 (1MA1/2)
Thu, 05 Jun 2025	AM	Pearson	Health and Social Care (BTEC)
Thu, 05 Jun 2025	AM	AQA	History Paper 2a Option A (8145/2A/A)
Thu, 05 Jun 2025	AM	AQA	History Paper 2b Option A (8145/2B/A)
Thu, 05 Jun 2025	PM	AQA	French Writing Test Tier F (8658/WF)
Fri, 06 Jun 2025	AM	AQA	English Language Paper 2 (8700/2)
Fri, 06 Jun 2025	PM	Pearson	Geography: Uk Geographical Issues (1GB0 02)
Mon, 09 Jun 2025	AM	AQA	Biology Paper 2 Tier F (8461/2F)
Mon, 09 Jun 2025	AM	AQA	Combined Sci Trilogy Biology P2f (8464/B/2F)
Mon, 09 Jun 2025	AM	AQA	Combined Sci Trilogy Biology P2h (8464/B/2H)
Tue, 10 Jun 2025	AM	NCFE	Child Development (CACHE)
Wed, 11 Jun 2025	AM	Pearson	Maths Paper 3 (1MA1/3)
Wed, 11 Jun 2025	PM		CONTINGENCY AFTERNOON (STUDENTS TO BE AVAILABLE)
Thu, 12 Jun 2025	AM	Pearson	Geography: People & Environ. Issues (1GB0 03)
Fri, 13 Jun 2025	AM	AQA	Combined Sci Trilogy Chemistry P2f (8464/C/2F)
Fri, 13 Jun 2025	AM	AQA	Combined Sci Trilogy Chemistry P2h (8464/C/2H)
Mon, 16 Jun 2025	AM	AQA	Combined Sci Trilogy Physics P2f (8464/P/2F)
Mon, 16 Jun 2025	AM	AQA	Combined Sci Trilogy Physics P2h (8464/P/2H)
Mon, 16 Jun 2025	PM	Pearson	Music: Appraising (1MU0 03)
Tue, 17 Jun 2025	PM	AQA	Food Prep And Nutrition Written (8585/W)
Wed, 18 Jun 2025	AM	AQA	Design And Technology Written Paper (8552/W)
Wed, 25 Jun 2025	ALL DAY		CONTINGENCY DAY (STUDENTS TO BE AVAILABLE)

